

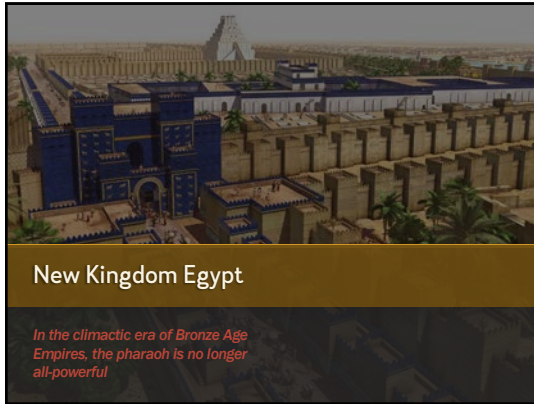
1



3



4




5



6



7



8



9



10



Akhenaten

11



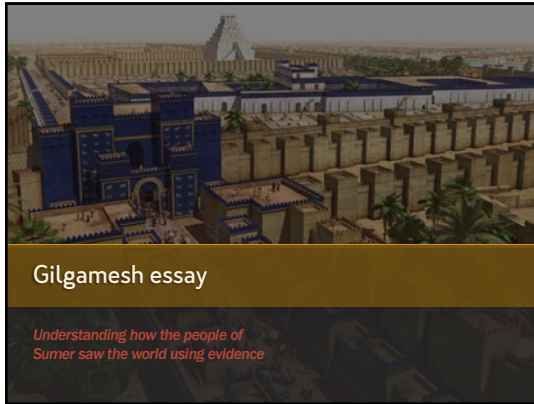
Nubia

12



Semitic labor


13



14



15



16

Structure of a position paper

Introduction

- State the problem (some say ... others say ...)
- Give your thesis (I believe...)

First reason

- ASSERTION #1
- Evidence from primary or secondary sources
- Discussion of how the evidence demonstrates your thesis

Second reason

- ASSERTION #2
- Evidence from primary or secondary sources
- Discussion of how the evidence demonstrates your thesis

Third reason

- ASSERTION #3
- Evidence from primary or secondary sources
- Discussion of how the evidence demonstrates your thesis

Conclusion

- Address counterarguments
- Connect your "reason" sections together
- Restate your thesis as having been demonstrated

17

Citations

Lorem ipsum dolor sit amet, consectetur adipiscing elit. Cras condimentum est rhoncus lectus molestie blandi. Quisque tincidunt luctus magna, vel molestie arcu commodo eu. Integer nec molestie lacus. Morbi sagittis rutrum vehicula. Integer a lectus sapien, in dignissim leo. Vestibulum ac urna urna. Vestibulum nunc arcu, placerat quis faucibus.

1Smith 2007, 34.
 2Smith 2007, 106.
 3Zimmermann 2009, 56.

BIBLIOGRAPHY

Smith, John. 2007. *This Is the Title of the Book*. New York: Important Books Press.

Thayer, Charles C. 1999. *Abingdon, Virginia and History*. Seattle, WA: Small Town Press.

Thayer, Charles C. 2003. *More Abingdon Stories*. Seattle, WA: Small Town Press.

Zimmermann, Fred. 2009. *Did You Hear the One About the Walrus?* Chicago: Nunc Press.

A List in your bibliography all books and articles you used to support your assertions.
 B Cite in your footnotes all information from your sources, whether it's quoted, paraphrased, or just mentioned as an idea.
 C Each citation points to an entry in your bibliography and adds a page number.

18



19
